

**GAYATRI HIGHWAYS LIMITED**

Regd office: 5th Floor, A-Block, TSR Towers, 6-3-1090, Rajbhavan Road, Somajiguda, Hyderabad-500082,
Telangana.Tel: 040-40024262, Email: cs@gayatrihighways.com Web: www.gayatrihighways.com
CIN: L45100TG2006PLC052146

EXTRACT OF AUDITED FINANCIAL RESULTS FOR THE QUARTER AND YEAR ENDED 31st MARCH 2023

(Rs. in Lakhs, unless specified)

Sl. No	Particulars	Standalone			Consolidated		
		Quarter (3m) Ended 31-03-2023	Year (12m) Ended 31-03-2023	Quarter (3m) Ended 31-03-2022	Quarter (3m) Ended 31-03-2023	Year (12m) Ended 31-03-2023	Quarter (3m) Ended 31-03-2022
		Audited	Audited	Audited	Audited	Audited	Audited
1	Total Income from Operations	351.91	2,203.57	225.32	333.18	2,128.65	201.63
2	Net loss before tax and exceptional items	(362.88)	(700.90)	(403.79)	(5,924.99)	(29,683.72)	(7,738.98)
3	Net profit/(loss) after exceptional items and before tax	(17,535.73)	(17,873.75)	(403.79)	11,962.52	(11,796.21)	(7,738.98)
4	Net profit/(loss) for the period after tax	(17,535.73)	(17,873.75)	(403.79)	11,962.52	(11,796.21)	(7,738.98)
5	Total Comprehensive Income for the year [Comprising loss for the year (after tax) and other comprehensive income (after tax)]	(17,535.73)	(17,873.75)	(403.79)	11,566.81	(14,018.39)	(9,755.58)
6	Equity share capital	4,793.04	4,793.04	4,793.04	4,793.04	4,793.04	4,793.04
7	Other Equity (excluding Revaluation Reserve) as per the Audited Balance Sheet of the year			(23,967.92)			(1,36,162.33)
8	Earnings Per Share (of Rs.2/- each) - Basic and Diluted (in Rs.) (not annualized the quarterly data)	(7.32)	(7.46)	(0.17)	4.83	(5.85)	(4.07)

- Notes :** a) The above is an extract of the detailed format of Quarterly Financial Results filed with the Stock Exchanges under Regulation 33 of the SEBI (Listing and Other Disclosure Requirements) Regulations, 2015. The full format of the Statement of Audited Financial Results is available on the websites of the Stock Exchanges at www.bseindia.com (BSE), www.nseindia.com (NSE) and on the company's website at www.gayatrihighways.com
- b) The above Audited Standalone and Consolidated Financial Results were reviewed by the Audit Committee on 29th May 2023 and approved by the Board of Directors at their meeting held on 29th May 2023.

For and on behalf of the Board of Directors

GAYATRI HIGHWAYS LIMITED

M.V.NARASIMHA RAO
Chairman
DIN:06761474

K.G.NAIDU
Chief Executive Officer

Place: Hyderabad
Date: 29th May 2023

APPOINTMENTS



MCX
METAL & ENERGY
Trade with Trust

Exchange Square, Chakala, Andheri (East), Mumbai - 400 093. www.mcxindia.com

MULTI COMMODITY EXCHANGE OF INDIA LTD seeks to appoint a

CHIEF REGULATORY OFFICER (CRO)

Qualified CA/ICWA/CS/MBA, having 20+ years leadership experience in Regulatory Compliance in all areas of the Exchange, dealing with Regulators and Government Agencies, managing all activities related to Membership Compliance, Arbitration/Investors Grievances/ Members’ Inspection, Market Surveillance & Investigation (Trade Compliance), Risk Management and Exchange Compliance/ implementation of circulars, directions, guidelines issued by Regulators, Compliances with SCRA/SECC regulation, PMLA and SEBI Act & redressal of grievances, currently preferably working with large Financial Services’ firm’ (exchanges, capital markets, banking, etc.)

To know more about the role, please visit the Company Website Careers section @ <https://www.mcxindia.com/careers/job-openings>.

To apply, please email your latest resume with profile synopsis and current remuneration to: team@gkhconsulting.in within 7 days.

Contact: Ms. Tulika Prasad.



MCX
METAL & ENERGY
Trade with Trust

Exchange Square, Chakala, Andheri (East), Mumbai - 400 093. www.mcxindia.com

MULTI COMMODITY EXCHANGE OF INDIA LTD seeks to appoint a

CHIEF TECHNOLOGY OFFICER (CTO)

Looking for a seasoned professional with strong business acumen to play an integral role in steering the company's technology strategy, development and future growth.

Qualified BE / MCA / M Tech / MSc having 20+ years’ experience in technology space, of which at least 5 years should be in senior management position leading large projects (in Capital Markets, Financial Services and IT / IT enabled services’ firms) and handling multiple stakeholders (internal - Board level committees, external – regulators, technology vendors and service partners).

To know more about the role, please visit the Company Website Careers section @ <https://www.mcxindia.com/careers/job-openings>

To apply, please email your latest resume with profile synopsis and current remuneration to: careers@mcxindia.com within 7 days.

MUKAT PIPES LIMITED

Registered Office: Flat No. 39, Parag Apartments, 7th Floor, J.P. Road, Versova, Andheri (West), Mumbai – 400061.
CIN: L27200MH1987PLC044407, **Tel:** 01762 - 225040, **Fax:** 01762 – 222390
Website: www.mukatpipes.com e mail: mukatpipes@gmail.com

PUBLIC NOTICE – 36th ANNUAL GENERAL MEETING

This is to inform you that, the 36th Annual General Meeting (AGM / Meeting) of Mukat Pipes Limited (the ‘Company’) will be convened through Video Conferencing (‘VC’) / Other Audio Visual Means (‘OAVM’) in compliance with the applicable provisions of the Companies Act, 2013 and the rules made thereunder, read with General Circulars dated April 8, 2020, April 13, 2020, May 5, 2020, January 13, 2021, December 14, 2021 and December 28, 2022 issued by the Ministry of Corporate Affairs (‘MCA Circulars’) and Circulars dated May 12, 2020, January 15, 2021, May 13, 2022 and January 5, 2023 issued by the Securities and Exchange Board of India (‘SEBI Circular’).

The 36th AGM of the Members of the Company will be held at 4:00 p.m. (IST) on Wednesday, 28th Day of June, 2023 through VC / OAVM facility provided by the Link Intime India Pvt. Ltd. (‘LIPL’) to transact the businesses as set out in the Notice convening the AGM.

The e-copy of 36th Annual Report of the Company for the Financial Year 2022-23 along with the Notice of the AGM, Financial Statements and other Statutory Reports will be available on the website of the Company at www.mukatpipes.com and on Stock Exchange’s website www.bseindia.com in due course of time.

Members can attend and participate in the AGM through VC / OAVM facility ONLY, the details of which will be provided by the Company in the Notice of the Meeting. Accordingly, please note that no provision has been made to attend and participate in the 36th AGM of the Company in person to ensure compliance with the aforesaid Circulars. Members attending the Meeting through VC / OAVM shall be counted for the purpose of reckoning the quorum under Section 103 of the Companies Act, 2013.

The Notice of the AGM along with the Annual Report 2022-23 will be sent electronically to those Members whose e-mail addresses are registered with the Company / Registrar & Transfer Agents (‘Registrar’) / Depository Participants (‘DPs’). As per the SEBI Circular, no physical copies of the Notice of AGM and Annual Report will be sent to any Member. Members who have not yet registered their email addresses are requested to follow the process mentioned below, for registering their email addresses to receive login ID and password for e-Voting:


i) **For Physical Shareholders** - please provide necessary details like Folio No., Name of Shareholder, scanned copy of the share certificate (front and back), PAN (self attested scanned copy of PAN card), AADHAAR (self attested scanned copy of Aadhaar Card) by email to mukatpipes@gmail.com.

ii) **For Demat Shareholders** - please provide Demat account details (CDSL-16 digit beneficiary ID or NSDL- 16 digit DPID + CLID), Name, client master or copy of Consolidated Account statement, PAN (self attested scanned copy of PAN card), AADHAAR (self attested scanned copy of Aadhaar Card) to mukatpipes@gmail.com.

iii) The company shall co-ordinate with LIPL and provide the login credentials to the above mentioned Shareholders.

For MUKAT PIPES LIMITED
Sd/-
(Rupinder Singh)
DIRECTOR
(DIN: 01239483)

Place: Rajpura
Date: 29th May, 2023



STAR BRAND

STAR PAPER MILLS LIMITED

Regd. Office : Duncan House, 2nd Floor, 31, Netaji Subhas Road, Kolkata 700 001
CIN-L21011WB1936PLC008726 Ph: (033) 22427380-83 Fax: (033)22427383
email: star.sre@starpapers.com, website:www.starpapers.com

EXTRACT OF AUDITED FINANCIAL RESULTS FOR THE QUARTER AND YEAR ENDED 31ST MARCH, 2023

(Rs. in Lakhs except per share data)


Sr No.	Particulars	Quarter ended 31st March 2023 Audited	Quarter ended 31st March 2022 Audited	Year ended 31st March 2023 Audited	Year ended 31st March 2022 Audited
1	Total Income from Operations	12340.76	11290.24	49268.75	33053.98
2	Net Profit /(Loss) for the period (before Tax, Exceptional and/ or Extraordinary items)	2455.02	1690.00	9559.94	4419.66
3	Net Profit /(Loss) for the period before Tax (after Exceptional and/ or Extraordinary items)	2148.78	1690.00	8334.21	4419.66
4	Net Profit /(Loss) for the period after Tax (after Exceptional and/ or Extraordinary items)	1645.45	1781.08	6567.30	3664.82
5	Total Comprehensive Income for the period [Comprising Profit/ (Loss) for the period after tax and Other Comprehensive Income after tax]	1651.66	1800.93	6506.39	3683.05
6	Paid-up Equity Share Capital (face value of Rs. 10/- each)	1560.83	1560.83	1560.83	1560.83
7	Reserves (excluding Revaluation Reserve)	-	-	57880.80	51920.70
8	Earnings per Share (of Rs 10/-each) (in Rs.)				
	(i)Basic	10.54	11.41	42.08	23.48
	(ii) Diluted	10.54	11.41	42.08	23.48

Notes:
The above is an extract of the detailed format of financial results for the Quarter & Year ended 31st March, 2023 filed with stock exchanges under Regulation 33 of the SEBI (Listing obligations and Disclosure Requirements) Regulations, 2015. The full format of financial results are available on the stock exchange websites at <http://www.nseindia.com> and at <http://www.bseindia.com> and on the Company’s website at <http://www.starpapers.com>.

For **Star Paper Mills Ltd.**

M. Mishra
Managing Director
DIN:00096112

Place : New Delhi
Date : 29th May, 2023



HPL

HPL ELECTRIC & POWER LIMITED

CIN : L74899DL1992PLC048945
Regd. Office: 1/20, Asaf Ali Road, New Delhi 110 002
Ph.: +91-11-23234411, **Fax:** +91-11-23232639
E-mail: hpl@hplindia.com, **Website:** www.hplindia.com

Sales **25%** PBT **235%** EPS **288%**

EXTRACT OF AUDITED CONSOLIDATED FINANCIAL RESULTS FOR THE QUARTER AND YEAR ENDED MARCH 31, 2023 (Rs. in Lakhs)

Sr. No.	Particulars	31.03.2023 Audited	31.12.2022 Unaudited	31.03.2022 Audited	31.03.2023 Audited	31.03.2022 Audited
1	Total Income from Operations	36,275.30	30,158.51	32,513.58	1,26,220.87	1,01,395.47
2	Net Profit/(Loss) for the Period (before Tax, Exceptional and/or Extraordinary items)	1,748.51	980.72	1,725.61	4,668.78	1,393.48
3	Net Profit/(Loss) for the Period before Tax (after Exceptional and/or Extraordinary items)	1,748.51	980.72	1,725.61	4,668.78	1,393.48
4	Net Profit/(Loss) for the Period after Tax (after Exceptional and/or Extraordinary items)	1,126.76	638.37	1,352.32	3,024.89	780.46
5	Total Comprehensive Income for the period (comprising profit for the period (after tax) and Other comprehensive income (after tax))	1,158.04	620.31	1,254.08	3,006.77	720.14
6	Equity share capital	6,430.05	6,430.05	6,430.05	6,430.05	6,430.05
7	Reserves (excluding Revaluation Reserve) as shown in the Audited Balance Sheet of the previous year	-	-	-	72,922.22	70,018.83
8	Earnings Per Share (face value of Rs.10 each)					
	1. Basic (Rs.)	1.75	0.99	2.10	4.69	1.21
2	Diluted (Rs.)	1.75	0.99	2.10	4.69	1.21

KEY STANDALONE FINANCIAL INFORMATION FOR THE QUARTER AND YEAR ENDED MARCH 31, 2023 (Rs. in Lakhs)


Sr. No.	Particulars	31.03.2023 Audited	31.12.2022 Unaudited	31.03.2022 Audited	31.03.2023 Audited	31.03.2022 Audited
1	Total Income from Operations	35,219.59	28,684.40	32,392.58	1,21,486.69	1,00,427.98
2	Profit before tax	1,653.17	861.56	1,423.77	4,275.38	1,086.62
3	Profit after tax	1,069.70	560.02	1,264.48	2,775.73	711.95

Notes:-
1) The above results have been reviewed by the Audit Committee and approved by the Board of Director's at their respective meetings held on May 29, 2023. Audit under regulation 33 of the SEBI (Listing Obligations and Disclosure Requirement) Regulation, 2015 has been carried out by the statutory auditors of the Company. The auditors have expressed an unmodified report on the above results.
2) The above is an extract of the detailed format of quarterly and year ended financial results filed with the Stock Exchanges under Regulation 33 of the SEBI (Listing Obligations and Disclosure Requirements) Regulations, 2015. The full format of the quarterly and year ended financial results are available on the websites of the Stock Exchanges (www.nseindia.com and www.bseindia.com) and on the Company's website www.hplindia.com.
3) Subject to the approval of the shareholders in the forthcoming Annual General Meeting of the company, the Board of Directors have recommended a final dividend of Rs. 1.00 (10%) per equity share of Rs. 10 each for the financial year 2022-23.
4) The figures of the last quarter are the balancing figures between audited figures in respect of the full financial year upto March 31, 2023 and the unaudited published year-to-date figures upto to December 31, 2022, being the date of the end of the third quarter of the financial year which were subjected to limited review.
5) Previous quarter/year ended figures have been regrouped/ restated wherever necessary.

For and on behalf of the Board of HPL Electric & Power Limited
Rishi Seth
Managing Director
DIN:00203469

Place : Noida
Date : 29.05.2023

Smart Metering | Switchgear | LED Lighting | Wire & Cables | Solar



GAYATRI

GAYATRI HIGHWAYS LIMITED

Regd office: 5th Floor,A-Block, TSR Towers, 6-3-1090, Rajbhavan Road, Somajiguda, Hyderabad-500082, Telangana.Tel: 040-40024262, Email: cs@gayatrihighways.com Web: www.gayatrihighways.com
CIN: L45100TG2006PLC052146

EXTRACT OF AUDITED FINANCIAL RESULTS FOR THE QUARTER AND YEAR ENDED 31st MARCH 2023

(Rs. in Lakhs, unless specified)

Sl. No.	Particulars	Standalone		Consolidated			
		Quarter (3m) Ended 31-03-2023	Year (12m) Ended 31-03-2023	Quarter (3m) Ended 31-03-2022	Quarter (3m) Ended 31-03-2023	Year (12m) Ended 31-03-2023	Quarter (3m) Ended 31-03-2022
		Audited	Audited	Audited	Audited	Audited	Audited
1	Total Income from Operations	351.91	2,203.57	225.32	333.18	2,128.65	201.63
2	Net loss before tax and exceptional items	(362.88)	(700.90)	(403.79)	(5,924.99)	(29,683.72)	(7,738.98)
3	Net profit/(loss) after exceptional items and before tax	(17,535.73)	(17,873.75)	(403.79)	11,962.52	(11,796.21)	(7,738.98)
4	Net profit/(loss) for the period after tax	(17,535.73)	(17,873.75)	(403.79)	11,962.52	(11,796.21)	(7,738.98)
5	Total Comprehensive Income for the year [Comprising loss for the year (after tax) and other comprehensive income (after tax)]	(17,535.73)	(17,873.75)	(403.79)	11,566.81	(14,018.39)	(9,755.58)
6	Equity share capital	4,793.04	4,793.04	4,793.04	4,793.04	4,793.04	4,793.04
7	Other Equity (excluding Revaluation Reserve) as per the Audited Balance Sheet of the year				(23,967.92)		(1,36,162.33)
8	Earnings Per Share (of Rs.2/- each) - Basic and Diluted (in Rs.) (not annualized the quarterly data)	(7.32)	(7.46)	(0.17)	4.83	(5.85)	(4.07)

Notes : a) The above is an extract of the detailed format of Quarterly Financial Results filed with the Stock Exchanges under Regulation 33 of the SEBI (Listing and Other Disclosure Requirements) Regulations, 2015. The full format of the Statement of Audited Financial Results is available on the websites of the Stock Exchanges at www.bseindia.com (BSE), www.nseindia.com (NSE) and on the company's website at www.gayatrihighways.com
b) The above Audited Standalone and Consolidated Financial Results were reviewed by the Audit Committee on 29th May 2023 and approved by the Board of Directors at their meeting held on 29th May 2023.

For and on behalf of the Board of Directors
GAYATRI HIGHWAYS LIMITED

M.V.NARASIMHA RAO
Chairman
DIN:06761474

K.G.NAIDU
Chief Executive Officer

Place: Hyderabad
Date: 29th May 2023



BAMBINO AGRO INDUSTRIES LIMITED

CIN NO.L15440TG1983PLC004363
No.4E, Surya Towers, S.P. Road, Secunderabad-500 003, Telephone No. 040-44363332, Email id cs@bambinoagro.com, Website: www.bambinoagro.com



mycem


EXTRACT OF STATEMENT OF STANDALONE AUDITED FINANCIAL RESULTS FOR THE QUARTER AND YEAR ENDED 31ST MARCH 2023 Rs.in lakhs

Sl. No	Particulars	Quarter Ended 31-03-2023	Quarter Ended 31-03-2022	Year Ended 31-03-2023
		Audited	Audited	Audited
1	Total Income	7280.08	6022.37	30510.23
2	Net Profit / (Loss) for the period (before Tax Exceptional and /or Extraordinary items)	111.99	178.64	1300.07
3	Net Profit / (Loss) for the period before tax (after Exceptional and /or Extraordinary items)	111.99	178.64	1300.07
4	Net Profit/(Loss) for the period after tax (after Exceptional and /or Extraordinary items)	63.57	87.83	921.38
5	Total Comprehensive Income for the period (Comprising Profit/Loss) for the period (after tax) and Other Comprehensive Income (after tax)	63.57	87.83	921.38
6	Equity Share Capital	800.88	800.88	800.88
7	Earnings Per Share (of Rs.10/- each) (not annualised): 1. Basic 2. Diluted	0.79 0.79	1.10 1.10	11.50 11.50

Notes:
1. The above is an extract of the detailed format of Audited Financial Results filed with the Stock Exchanges under Regulation 33 of the Securities and Exchange Board of India(Listing Obligations and Disclosure Requirements) Regulations, 2015.
2. The full format of the Audited financial Results is available on the websites i.e. www.bseindia.com & www.bambinoagro.com.


For and on behalf of the Board of Directors of BAMBINO AGRO INDUSTRIES LIMITED
Sd/-
SHIRISHA RAGHUVVEER MYADAM
CHAIRMAN AND MANAGING DIRECTOR
DIN No.07906214

Place: Secunderabad
Date : 29-05-2023



MATERIALIA
TO BUILD OUR FUTURE

HeidelbergCement India Limited
CIN: L26942HR1958FLC042301
Regd. Office: 2nd Floor, Plot No. 68, Sector 44 Gurugram, Haryana -122002
Tel. : 0124-4503700, Fax : 0124-4147698,
Email id: investors.mcl@mycem.in, Website: www.mycemco.com



mycem

Statement of Audited Financial Results for the Quarter and Year Ended 31.03.2023 (₹ in Million)

Sl. No.	Particulars	Quarter Ended 31.12.2022		Year Ended 31.03.2023	
		31.03.2023 "Audited" (Refer Note 3)	Unaudited	31.03.2022 Audited	31.03.2022 Audited
1.	Revenue from operations (refer note 4)	6,020.4	5,401.2	6,200.3	22,381.0
2.	Other income	134.7	105.5	124.1	452.9
3.	Total income (1+2)	6,155.1	5,506.7	6,324.4	22,833.9
4.	Expenses				
a.	Cost of materials consumed	1,111.5	1,008.8	1,192.1	4,135.8
b.	Changes in inventories of finished goods and work-in-progress	(108.2)	215.0	(156.7)	(125.8)
c.	Employee benefits expense	395.3	278.8	348.7	1,330.3
d.	Finance costs (refer note 5)	65.1	108.9	51.7	460.6
e.	Depreciation and amortisation expense	274.4	287.4	279.6	1,123.1
f.	Power and fuel	2,006.8	1,721.0	1,959.6	7,726.3
g.	Freight and forwarding expense	919.8	779.4	779.5	3,116.1
h.	Other expenses	1,003.8	1,027.4	891.5	3,709.8
	Total expenses (a to h)	5,668.5	5,426.7	5,346.0	21,476.2
5.	Profit before exceptional items & tax (3-4)	486.6	80.0	978.4	1,357.7
6.	Exceptional items	-	-	-	-
7.	Profit/(Loss) before tax (5-6)	486.6	80.0	978.4	1,357.7
8.	Tax expense (refer note 6)				
	Current tax	154.5	27.1	171.6	410.7
	Deferred tax	(17.6)	(2.9)	(129.3)	(44.7)
9.	Net Profit/(Loss) for the period (7-8) Income Tax	349.7	55.8	936.1	991.7
10.	Other comprehensive income				
i.	Items that will not be reclassified to Profit & Loss	7.6	4.8	0.1	12.4
ii.	Income tax relating to items that will not be reclassified to Profit & Loss	(1.9)	(1.2)	(0.1)	(3.1)
	Total Other comprehensive income (net of tax)	5.7	3.6	0.0	9.3
11.	Total Comprehensive Income after tax (9+10)	355.4	59.4	936.1	1,001.0
12.	Paid-up equity share capital (Face Value is ₹10 per share)	2,266.2	2,266.2	2,266.2	2,266.2
13.	Paid-up debt capital (Refer note 7)	-	-	-	1,737.8
14.	Other Equity	-	-	-	12,347.7
15.	Earnings per share of ₹ 10 each - Not annualised				
	(a) Basic (in ₹)	1.54	0.25	4.13	4.38
	(b) Diluted (in ₹)	1.54	0.25	4.13	4.38
16.	Debt Equity Ratio	-	-	-	0.12
17.	Debt Service Coverage Ratio	-	-	-	3.67
18.	Interest Service Coverage Ratio	-	-	-	17.15

Statement of Assets and Liabilities

(₹ in Million)

Sl. No.	Particulars	As at 31.03.2023 Audited	As at 31.03.2022 Audited
I.	Assets		
1.	Non-current assets		
a)	Property, plant and equipment	14,819.3	15,533.5
b)	Right-of-use assets	73.8	81.3
c)	Capital work-in-progress	58.3	270.0
d)	Intangible assets	11.2	3.4
e)	Financial assets		
(i)	Investments	48.0	48.0
(ii)	Other financial assets	309.9	287.8
f)	Other non-current assets	198.1	172.2
	(A)	15,518.6	16,396.2
2.	Current assets		
a)	Inventories	1,752.3	1,730.5
b)	Financial assets		
(i)	Loans	-	1,500.0
(ii)	Trade receivables	311.2	399.9
(iii)	Cash and cash equivalents	4,729.1	3,689.5
(iv)	Bank Balances other than Cash and cash equivalents	190.5	131.8
(v)	Other financial assets	918.1	1,295.3
c)	Other current assets	3,226.8	3,095.1
	(B)	11,128.0	11,842.1
	Total assets (C)=(A+B)	26,646.6	28,238.3
II	Equity and liabilities		
1	Equity		
a)	Equity share capital	2,266.2	2,266.2
b)	Other equity	12,347.7	13,386.2
	(D)	14,613.9	15,652.4
2	Non-current liabilities		
a)	Financial liabilities		
(i)	Borrowings	1,	